

Modular Cooking Range Line thermaline 90 - 2 Zone Induction Top, 1 Side - MARINE

ITEM # _____

MODEL # _____

NAME # _____

SIS # _____

AIA # _____


589841 (MCIBAAEODM)

Induction Top, 2 zones, one-side operated - MARINE

Short Form Specification

Item No.

Unit constructed according to DIN 18860_2 with 20 mm drop nose top. Internal frame for heavy duty sturdiness in stainless steel. 2 mm top in 1.4301 (AISI 304). Flat surface construction, easily cleanable. THERMODUL connection system enables seamless worktop when units are connected and avoids soil penetrating. Smooth glass ceramic surface without any "dead" spots allows for quick and easy cleaning. Features 9 power levels with fast deployment to full heating power and very low heat dissipation to the kitchen. Overheat protection switches off the supply in case of overheating. Metal knobs with embedded hygienic silicon "soft" grip enable easier handling and cleaning.

IPX5 water resistance certification.

Configuration: One-side operated top. The base needs to be supplied by the factory. Please include the appropriate base.

Main Features

- Overheat protection: a temperature sensor switches off the supply in case of overheating.
- Pans can easily be moved from one area to another without lifting.
- The smooth glass-ceramic surface can be quickly and easily cleaned, thus providing maximum hygiene.
- All major components may be easily accessed from the front.
- THERMODUL connection system creates a seamless work top when units are connected to each other thus avoiding soil penetrating vital components and facilitating the removal of units in case of replacement or service.
- Metal knobs with embedded hygienic silicon "soft" grip for easier handling and cleaning. The special design of the controls prevent infiltration of liquids or soil into vital components.
- Large visible digital display manufactured in tempered glass to resist heat and chemicals, showing temperatures or power settings. The display also shows on/off status of the appliance and on/off status of the heating elements.
- 9 power levels.
- Fast deployment with full heating power immediately.
- Low heat dissipation to the kitchen.

Construction

- Control light for each zone.
- 2 mm top in 1.4301 (AISI 304).
- Unit constructed according to DIN 18860_2 with 20 mm drop nose top and 70 mm recessed plinth.
- IPX5 water resistance certification.
- Flat surface construction with minimal hidden areas to easily clean all surfaces
- Internal frame for heavy duty sturdiness in 1.4301 (AISI 304).
- Unit constructed according to DIN 18860_2 with 20 mm drop nose top.
- Rolling rack included

Sustainability

- This model is compliant with Swiss Energy Efficiency Ordinance (730.02).

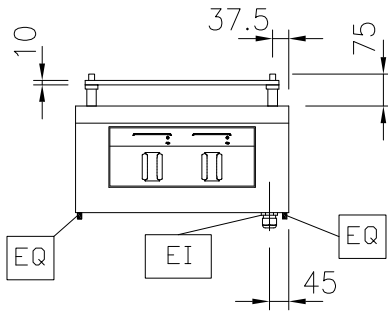


APPROVAL: _____

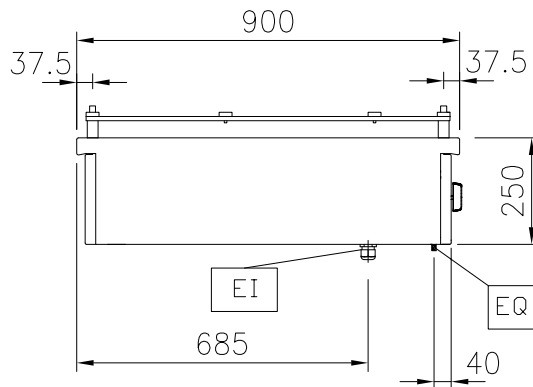
Optional Accessories

• Scraper for cook tops	PNC 910601	<input type="checkbox"/>
• Connecting rail kit, 900mm	PNC 912502	<input type="checkbox"/>
• Portioning shelf, 500mm width	PNC 912523	<input type="checkbox"/>
• Portioning shelf, 500mm width	PNC 912553	<input type="checkbox"/>
• Folding shelf, 300x900mm	PNC 912581	<input type="checkbox"/>
• Folding shelf, 400x900mm	PNC 912582	<input type="checkbox"/>
• Fixed side shelf, 200x900mm	PNC 912589	<input type="checkbox"/>
• Fixed side shelf, 300x900mm	PNC 912590	<input type="checkbox"/>
• Fixed side shelf, 400x900mm	PNC 912591	<input type="checkbox"/>
• Endrail kit, flush-fitting, left	PNC 913111	<input type="checkbox"/>
• Endrail kit, flush-fitting, right	PNC 913112	<input type="checkbox"/>
• Endrail kit (12.5mm) for thermaline 90 units, left	PNC 913202	<input type="checkbox"/>
• Endrail kit (12.5mm) for thermaline 90 units, right	PNC 913203	<input type="checkbox"/>
• T-connection rail for back-to-back installations without backsplash	PNC 913227	<input type="checkbox"/>
• Insert profile d=900	PNC 913232	<input type="checkbox"/>
• Endrail kit, (12.5mm), for back-to-back installation, left	PNC 913251	<input type="checkbox"/>
• Endrail kit, (12.5mm), for back-to-back installation, right	PNC 913252	<input type="checkbox"/>
• Endrail kit, flush-fitting, for back-to-back installation, left	PNC 913255	<input type="checkbox"/>
• Endrail kit, flush-fitting, for back-to-back installation, right	PNC 913256	<input type="checkbox"/>
• Wall mounting kit top - TL85/90 - Factory Fitted	PNC 913649	<input type="checkbox"/>
• Filter W=500mm	PNC 913664	<input type="checkbox"/>

Front

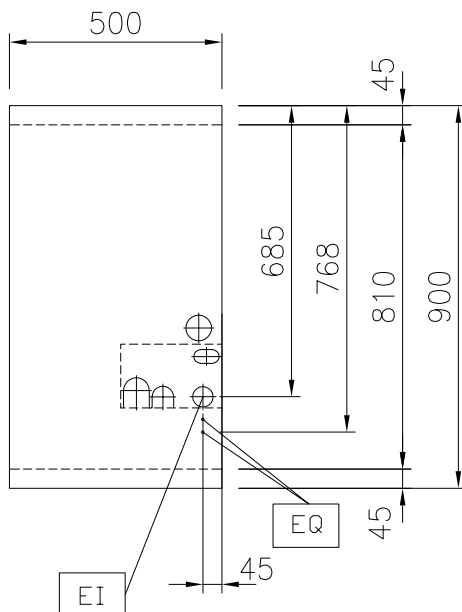


Side



EI = Electrical inlet (power)
 EQ = Equipotential screw

Top



Electric

Supply voltage:

589841 (MCIBAAEODM) 440 V/3 ph/50/60 Hz

Total Watts:

10 kW

Key Information:

Configuration: One-Side Operated;Top

Front Plates Power: 5 - 0 kW

Back Plates Power: 5 - kW

Front Plates dimensions: 340x370

Back Plates dimensions: 340x370

Induction Top Dimensions (width): 500 mm

Induction Top Dimensions (depth): 900 mm

External dimensions, Width: 500 mm

External dimensions, Depth: 900 mm

External dimensions, Height: 250 mm

Net weight: 25 kg

Sustainability

Current consumption: 13.7 Amps